

POWERHOUSE™ HTD® ACHE

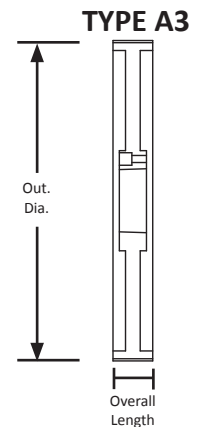
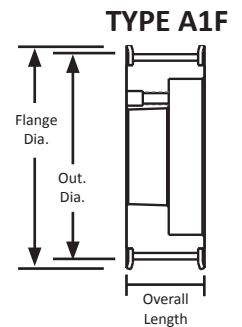
TIMING SPROCKETS

14 mm Pitch
 For 55 mm Wide Belts
 Iron
 Black Oxide Plating
 QD® Style




For ACHE (Air-Cooled Heat Exchanger) Applications

Part Number	No. of Teeth	Type	Pitch Dia. (in)	Out. Dia. (in)	Flange Dia. (in)	Bushing	Face Width (in)	Overall Length (in)	Wt. Ea. (Lbs.)	Material
F28-14M55-SK	28	A1F	4.912	4.802	5.562	SK	2.750	2.750	5	Ductile Iron
F29-14M55-SK	29	A1F	5.088	4.978	5.562	SK	2.750	2.750	6	Ductile Iron
F30-14M55-SK	30	A1F	5.263	5.153	5.763	SK	2.750	2.750	6	Ductile Iron
F31-14M55-SK	31	A1F	5.439	5.329	6.124	SK	2.750	2.750	7	Ductile Iron
F32-14M55-SK	32	A1F	5.614	5.504	6.124	SK	2.750	2.750	7	Ductile Iron
F33-14M55-SK	33	A1F	5.790	5.680	6.465	SK	2.750	2.750	8	Ductile Iron
F34-14M55-SK	34	A1F	5.965	5.855	6.465	SK	2.750	2.750	8	Ductile Iron
F35-14M55-SK	35	A1F	6.141	6.031	6.816	SK	2.750	2.750	9	Ductile Iron
F36-14M55-SF	36	A1F	6.316	6.208	6.81	SF	2.750	2.750	11	Grey Iron
F37-14M55-SF	37	A1F	6.491	6.381	7.16	SF	2.750	2.750	12	Grey Iron
F38-14M55-SF	38	A1F	6.667	6.559	7.16	SF	2.750	2.750	13	Grey Iron
F40-14M55-SF	40	A1F	7.018	6.909	7.50	SF	2.750	2.750	15	Grey Iron
F44-14M55-E	44	A1F	7.720	7.610	8.22	E	2.750	2.750	19	Grey Iron
F180-14M55-F	180	A3	31.580	31.470	-	F	2.750	2.750	119	Grey Iron
F192-14M55-F	192	A3	33.686	33.576	-	F	2.750	2.750	137	Grey Iron
F200-14M55-F	200	A3	35.089	34.979	-	F	2.750	2.750	151	Grey Iron
F224-14M55-F	224	A3	39.300	39.190	-	F	2.750	2.750	182	Grey Iron



For matching QD® bushings, see page 324.



For matching 14 mm Powerhouse™ pitch belts, see page 243.

B&B Manufacturing can tailor your order to your specific needs. We can plate in other materials such as nickel. We can add one or two flanges to your pulley. We can adhere to your special packing instructions.

Contact B&B Manufacturing for your specific requirements.